




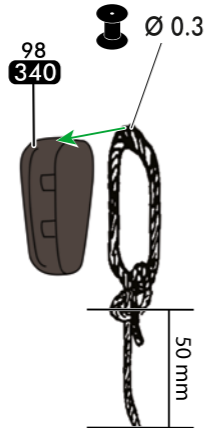
90

**a**  **x64**




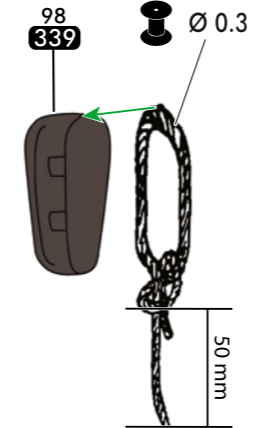
a1 ; a2;...; a63 ; a64

**c**  **x16**




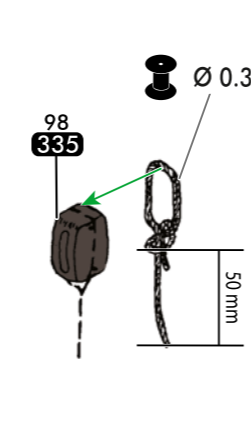
c1 ; c2;...; c15 ; c16

**d**  **x16**




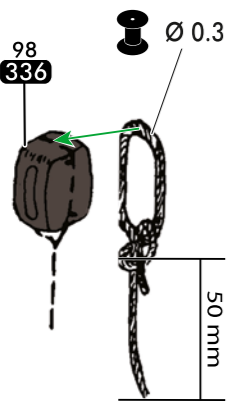
d1 ; d2;...; d15 ; d16

**e**  **x368**




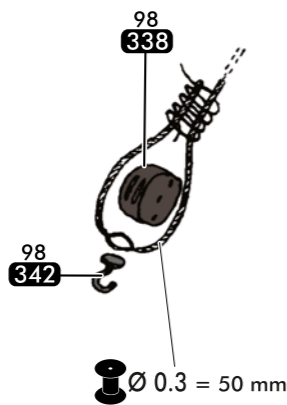
e1 ; e2;...; e367 ; e368

**f**  **x68**




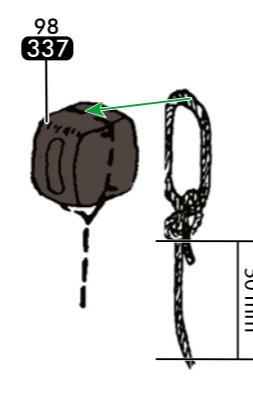
f1 ; f2;...; f67 ; f68

**h**  **x16**




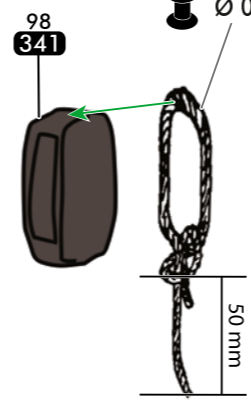
h1 ; h2;...; h15 ; h16

**i**  **x24**



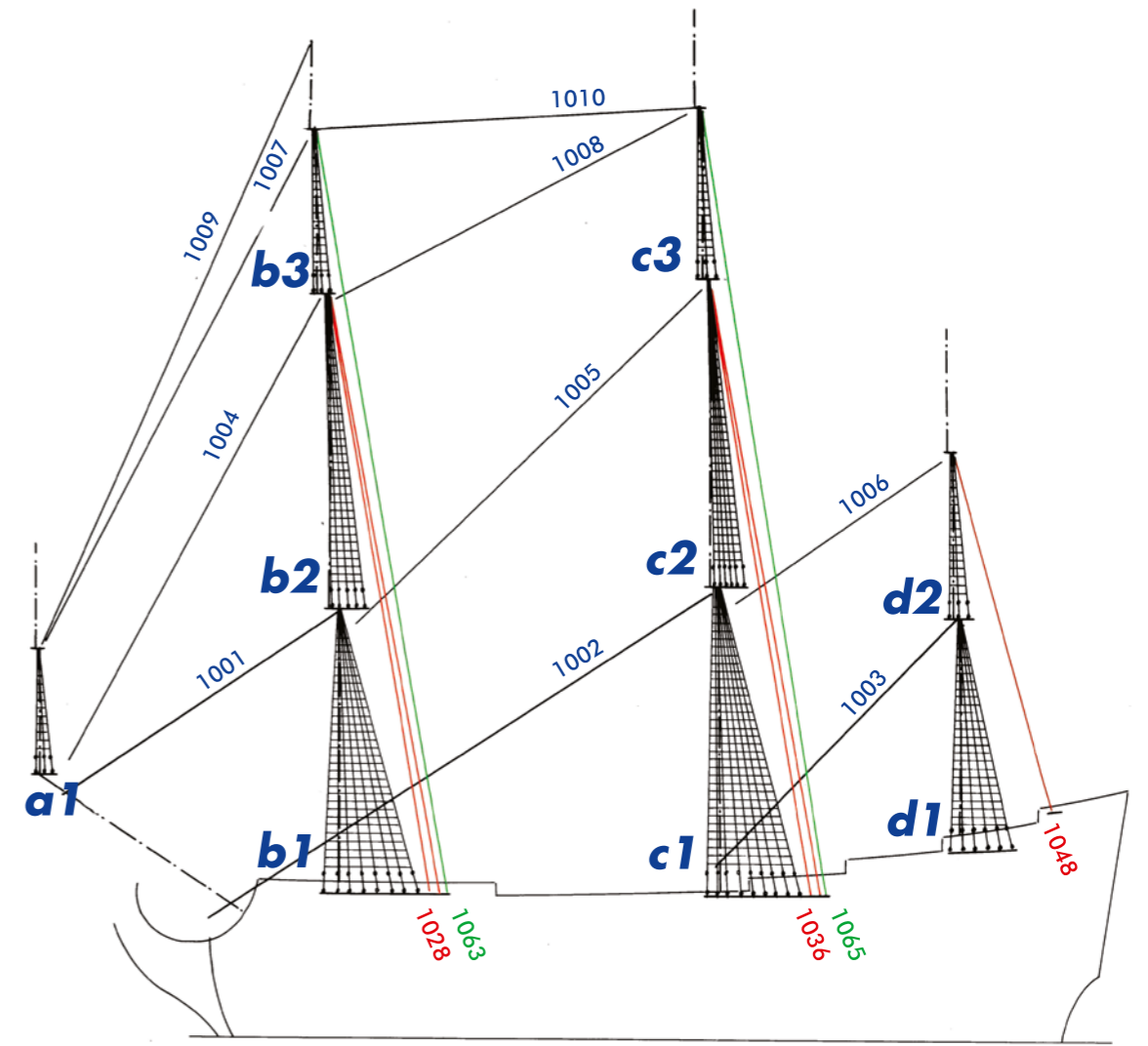
i1 ; i2;...; i23 ; i24

**m**  **x16**

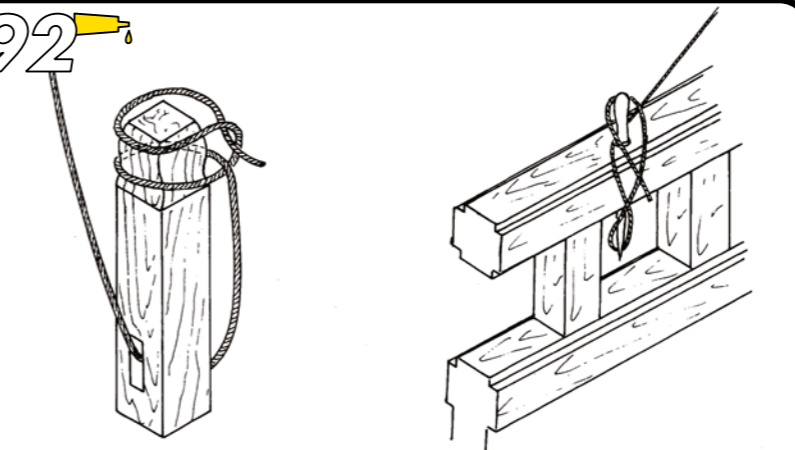


m1 ; m2;...; m15 ; m16

91

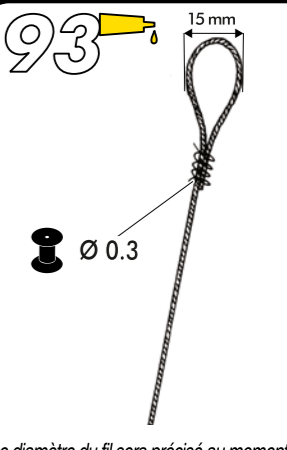


92



Le diamètre du fil sera précisé au moment du montage ou dans le tableau de cheminement des cordages Phase 101.  
 The thread diameter will be specified during assembly or in the rope routing table Phase 101.  
 Der Garndurchmesser wird bei der Montage oder in der Seilführungstabelle, Montagephase 101, angegeben.  
 El diámetro del cable se especificara durante el montaje o en la tabla de operaciones de cordajes Fase 101.

93



Le diamètre du fil sera précisé au moment du montage ou dans le tableau de cheminement des cordages Phase 101.  
 The thread diameter will be specified during assembly or in the rope routing table Phase 101.  
 Der Garndurchmesser wird bei der Montage oder in der Seilführungstabelle, Montagephase 101, angegeben.  
 El diámetro del cable se especificara durante el montaje o en la tabla de operaciones de cordajes Fase 101.

**FEUILLE COMPLÉMENTAIRE À INSÉRER ENTRE LES PAGES 24-25**

SUPPLEMENTARY SHEET TO BE INSERTED BETWEEN PAGE 24-25

ERGÄNZUNGSBLATT ZUM EINLEGEN ZWISCHEN SEITE 24-25

HOJA DE SUPLEMENTO PARA INSERTAR ENTRE PÁGINA 24-25

FOGLIO SUPPLEMENTARE DA INSERIRE TRA LE PAGINE 24-25

EXTRA BLAD IN TE VOEGEN TUSSEN BLADZIJDE 24-25